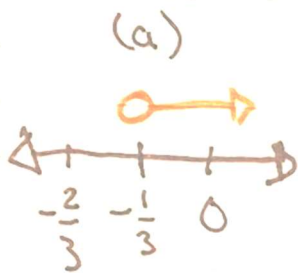


# Number Lines

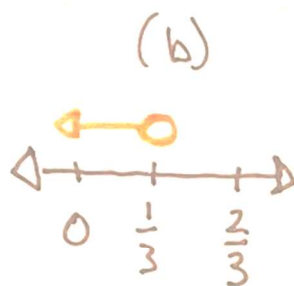
Key is graphed line covers possible values satisfying inequality

example

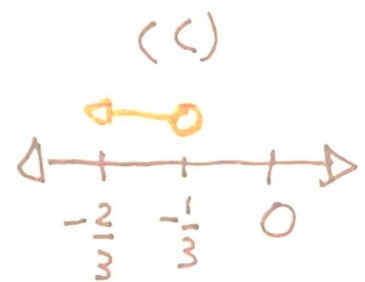
Which graph shows  $x < -\frac{1}{3}$



No!  
This is  
 $x > -\frac{1}{3}$



No!  
This is  
 $x < \frac{1}{3}$



Yes!